

1



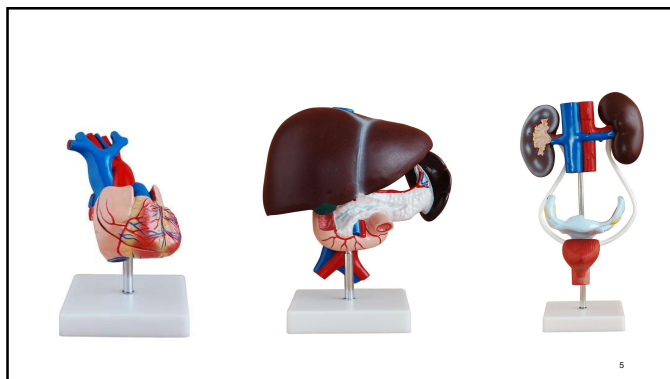
2




3

Day planner		
Learning goal		
Knowledge activities	Communication activities	Practical activities
Assessment questions		
Reflections		

4



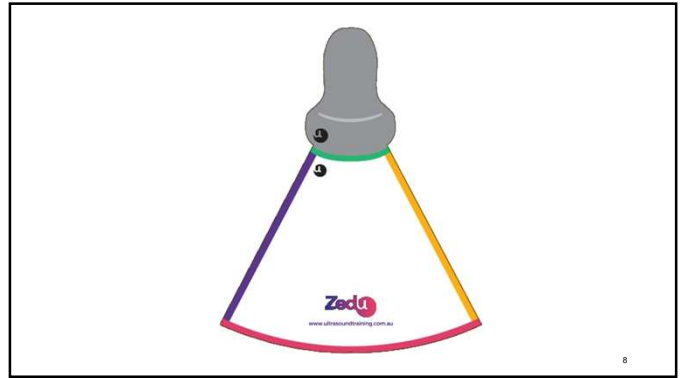
5



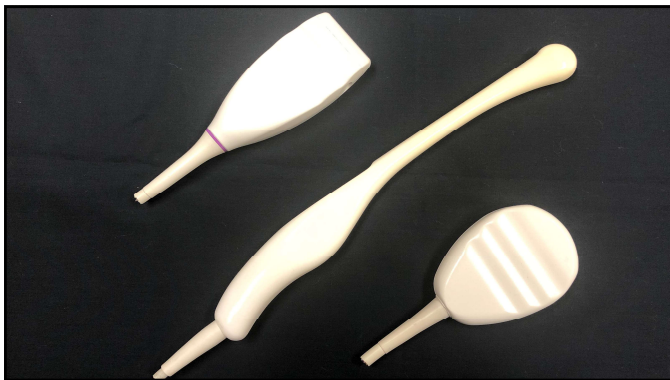
6



7



8



9



10



11



12

# GOOSE

<b>Get the window</b> <ul style="list-style-type: none"> <li>• Respiration</li> <li>• Anatomy</li> <li>• Probe position</li> <li>• Patient position</li> </ul>	<b>Optimise the view</b> <ul style="list-style-type: none"> <li>• Centre</li> <li>• Rotation</li> <li>• Angle of insonation</li> <li>• Pressure</li> <li>• Survey scan</li> </ul>	<b>Optimise the image</b> <ul style="list-style-type: none"> <li>• Frequency</li> <li>• Depth</li> <li>• Focus</li> <li>• Gain</li> <li>• TGC</li> <li>• Contrast</li> </ul>	<b>Select the images</b> <ul style="list-style-type: none"> <li>• Freeze</li> <li>• Annotate</li> <li>• Measure</li> <li>• Store</li> </ul>	<b>Explain the findings</b> <ul style="list-style-type: none"> <li>• Anatomical location</li> <li>• Size</li> <li>• Shape</li> <li>• Borders</li> <li>• Echogenicity</li> <li>• Echotexture</li> <li>• Vascularity</li> </ul>
--	---	--	---	---

13



14



15

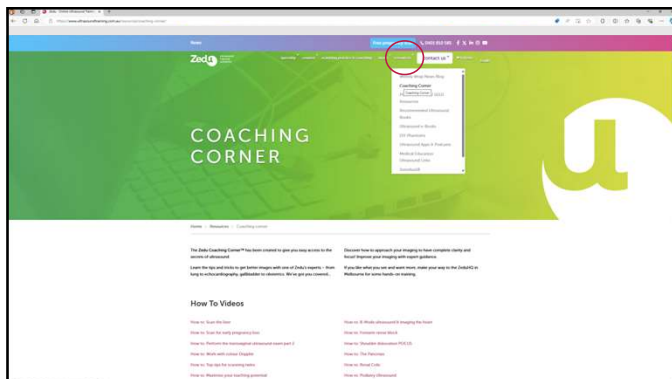
<https://www.ultrasoundtraining.com.au/resources>

## THE PHANTOMS DIY COMPENDIUM

**REVEALED! THE FABULOUS HIDDEN TREASURE OF MAKING YOUR OWN PHANTOMS**

The Phantoms  
 by Dr PHOENIX  
 PHOENIX  
 ASSOCIATE  
 COLLEGE  
 SHERIFF

16



17