



## Get your CPD through training and certification in point-of-care ultrasound

The Zedu Education and Certification Packages offer four point-of-care ultrasound training and certification options designed for new and experienced POCUS providers seeking to receive world-class POCUS education, prove their proficiency through globally recognized certification, and obtain medical continuing professional development (CPD) credits.

These bundles offer providers either in-person or online education from Zedu Ultrasound Training Solutions, and world-renowned certifications provided by the POCUS Certification Academy (PCA).

Get started here!

<https://www.ultrasoundtraining.com.au/pocus-certification/>



## Choose From Four Credentialing Packages

### Lung POCUS Certificate Course \$615 (inc GST)

This offer includes:

- Zedu's Lung Course (online)
- PCA's POCUS Fundamentals certificate
- PCA's POCUS Lung certificate

### OB/First Trimester POCUS Certificate Course \$660 (inc GST)

This offer includes:

- Zedu's First Trimester Course (online)
- PCA's POCUS Fundamentals certificate
- PCA's POCUS OB/First Trimester certificate

### POCUS Podiatry/MSK Lower Extremity Certificate Course \$2350 (inc GST)

This offer includes:

- Zedu's Ultrasound for Podiatrists 2 day course
- PCA's POCUS MSK Lower Extremity certificate

### POCUS Emergency Medicine Certification Course \$8290 (inc GST)

This offer includes:

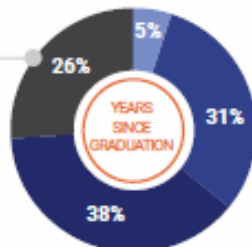
- Zedu's Introductory Ultrasound for Emergency Medicine 4 day course
- Zedu's Advanced Ultrasound for Emergency Medicine 3 day course
- PCA's POCUS Fundamentals certificate
- PCA's POCUS Emergency Medicine certification



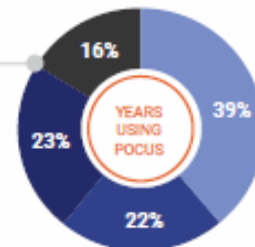
# SNAPSHOT OF PARTICIPANTS' PROFILE

## AREA OF SPECIALTY

- Cardiology
- Emergency Medicine
- Family Medicine
- Internal Medicine
- Radiology
- Obstetrics & Gynecology
- Anesthesiology
- Critical Care
- Other (Intensivists, Hospitalist, Pediatrics, Orthopedics, Gastroenterology, Neurology, Physical Medicine & Rehabilitation)



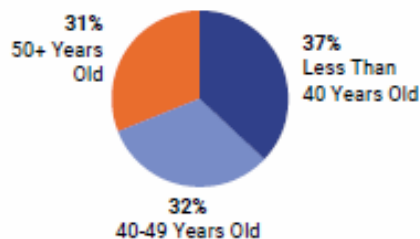
- 5 Years or Less
- 6 to 15 Years
- 16 to 25 Years
- More Than 25 Years



- 5 Years or Less
- 6 to 10 Years
- 11 to 15 Years
- More Than 15 Years



“One of the best online learning/testing modules I have taken part in.”



**85%\***

**WOULD RECOMMEND THE POCUS CERTIFICATION ACADEMY™ TO THEIR COLLEAGUES**

\*Source: 2019 Inteelos Post-Exam Survey; 2019 Inteelos CRM cumulative data.

## Package Component Details

Zedu and the POCUS Certification Academy™ have combined their expertise to provide three programs designed to deliver practical, clinically relevant ultrasound skills underpinned by the certainty of internationally recognised proficiency.

- **The Emergency Medicine POCUS Course** – Zedu’s two most popular emergency courses designed to deliver practical skills in core POCUS applications (Introductory Ultrasound for Emergency Medicine 4 day course, Advanced Ultrasound for Emergency Medicine 3 day course) *PLUS* the Pocus Academy’s POCUS Fundamentals certificate and POCUS Emergency Medicine certificate proving proficiency in seven (7) clinical areas – AAA, Abdominal Trauma (including RUSH and eFAST protocols), Cardiac, Hepatobiliary/Spleen, Lower Extremity DVT, Lung, Obstetrics/First Trimester
- **The Lung POCUS Certificate Course** – Zedu’s online lung course *PLUS* the Pocus Academy’s POCUS Fundamentals certificate and POCUS Lung certificate which Includes components of the Rapid Ultrasound for Shock and Hypotension (RUSH) protocol and components of the Extended Focused Assessment with Sonography for Trauma (eFAST) protocol.
- **The 1<sup>st</sup> Trimester POCUS Course** – Zedu’s online early pregnancy assessment course *PLUS* the Pocus Academy’s POCUS Fundamentals certificate and POCUS Obstetrics/First Trimester certificate
- **POCUS Podiatry/MSK Lower Extremity Certificate Course** – Zedu’s Ultrasound for Podiatrists 2 day course *PLUS* the Pocus Academy’s POCUS Fundamentals certificate and POCUS MSK Lower Extremity certificate

Once you register with Zedu, you select your course, select dates if you are coming to a face-to-face course, gain access to the POCUS Certification Academy’s online portal and work your way through the material at your own pace.

**The process has been designed with simplicity at its core.**

**You will leave us with practical ultrasound skills and certification in POCUS that is internationally recognised.**

If you need any assistance or would like to talk about your credentialing options with Zedu please contact:



Michael Duncan  
Director, Zedu Ultrasound Training  
Email: [admin@ultrasoundtraining.com.au](mailto:admin@ultrasoundtraining.com.au)  
Mobile: 0422538825

Let us help make credentialing easy





## Zedu's POCUS Education and Training Courses

### Lung Ultrasound – Online Course

This lung ultrasound course is a 10-hour online offering that empowers POCUS users to compare probe types, outline scan protocols and transducer placement, and identify imaging patterns and artifacts and their implications for lung pathology - including covid.

<https://www.ultrasoundtraining.com.au/online-modules/lung-online-module/>

### 1st Trimester Ultrasound – Online Course

This 1st trimester ultrasound course is an 8.5-hour online offering that empowers POCUS users in obstetric healthcare settings to compare transabdominal and transvaginal ultrasound, outline the scan protocols and transducer placement, describe sonographic appearances and diagnostic criteria for several obstetric events of normal intrauterine pregnancy, and outline the diagnostic criteria for pregnancy failure.

<https://www.ultrasoundtraining.com.au/online-modules/1st-trimester-ultrasound-online/>

### Introductory Ultrasound for Emergency Medicine – 4 day course

This emergency medicine ultrasound course is a 4-day in-person offering. The goals of this course include developing students' abilities to optimize imaging for accurate diagnosis, achieve proficient probe manipulation, integrate and identify the limitations of ultrasound examinations, use systematic approaches to conduct ultrasound assessments, and demonstrate ultrasound guided needle placement for vascular access and procedural applications. Ultrasound examinations include eFAST, abdominal aortic aneurysm (AAA), Lung, and basic echo in life support. Ultrasound assessments include the assessment of trauma, AAA, shortness of breath, pericardial effusions, cardiac activity, and global function.

<https://www.ultrasoundtraining.com.au/live-courses/introductory-ultrasound-for-emergency-medicine-2022/>

### Advanced Ultrasound for Emergency Medicine – 3 day course

This emergency medicine ultrasound course is a 3-day in-person offering. The goals of this course include developing students' abilities to optimize imaging for accurate diagnosis, achieve proficient probe manipulation, compare ultrasound examinations, and use systematic approaches to conduct ultrasound assessments. Ultrasound examinations include deep vein thrombosis (DVT), scrotum, OB/1st trimester, renal, and gallbladder. Ultrasound assessments include the assessment of DVT, acute scrotum, early pregnancy pain and bleeding, ectopic pregnancy, renal calculi and hydronephrosis, and gallstones and biliary pathology.

<https://www.ultrasoundtraining.com.au/live-courses/advanced-ultrasound-for-emergency-medicine-3-days/>

### Ultrasound for Podiatrists – 2 day course

This ultrasound course is a 2-day in-person offering focused on giving you the skills to dynamically assess the foot and ankle using ultrasound so that you can diagnose your patients and start treatment sooner. Learn how to guide injections with ultrasound to target the area of concern with precision and speed. Find out how to build a business case for integration into clinical practice and how to purchase the right machine for your clinical needs.

<https://www.ultrasoundtraining.com.au/live-courses/ultrasound-for-podiatrists/>



## POCUS Academy Certificates and Certifications

### POCUS Fundamentals Certificate

This introductory certificate is designed for new POCUS users that are looking to learn the basics of point-of-care ultrasound. As part of the *POCUS Foundations* package, this certificate is well-suited for hospital/clinic staff, teaching programs, and residency programs looking to equip and assess their healthcare providers with the new skill of point-of-care ultrasound.

<https://www.pocus.org/point-of-care-ultrasound-fundamentals-certificate-with-cmes/>

### POCUS Lung Certificate

This certificate is offered online and is designed for healthcare professional to prove their POCUS proficiency in identifying lung anatomy, views, findings, and potential pathologies.

<https://www.pocus.org/start-your-pocus-journey/lung-point-of-care-ultrasound-pocus-certificate/>

### POCUS OB/First Trimester Certificate

This comprehensive certification is offered online and is designed for healthcare professional to prove their POCUS proficiency in identifying obstetric anatomy, views, findings, and potential pathologies.

<https://www.pocus.org/start-your-pocus-journey/obstetrics-ob-first-trimester-point-of-care-ultrasound-pocus-certificate/>

### POCUS Emergency Medicine

This certificate is offered online and is designed for practitioners to prove their POCUS proficiency in identifying anatomy, views, findings, and potential pathologies for abdominal aortic aneurysm (AAA), abdominal trauma, cardiac, hepatobiliary/spleen, lower extremity deep vein thrombosis (DVT), lung, and OB/1st trimester.

<https://www.pocus.org/start-your-pocus-journey/pocus-emergency-medicine-certification/>

### POCUS MSK Lower Extremity

This certificate is offered online and is designed for practitioners to prove their POCUS proficiency in identifying musculoskeletal lower extremity anatomy, views, findings, and potential pathologies.

<https://www.pocus.org/start-your-pocus-journey/pocus-emergency-medicine-certification/>

Zedu Ultrasound Training  
8-10 Flintoff Street  
Greensborough VIC 3088

Web: [www.ultrasoundtraining.com.au](http://www.ultrasoundtraining.com.au)  
Email: [admin@ultrasoundtraining.com.au](mailto:admin@ultrasoundtraining.com.au)  
Mobile: 0422538825 (Michael)